

# Infineon at a Glance

## Investor Fact Sheet - Q2 FY22

### Our Company

Infineon Technologies AG is a world leader in semiconductor solutions with about 50,280 employees at more than 100 locations. We are leading in all of our major end markets: automotive, power semiconductors, and security ICs.

### Our Mission

We make life easier, safer and greener – with technology that achieves more, consumes less and is accessible to everyone. Microelectronics from Infineon is the key to a better future.

### Our Segments

In the **Automotive** (ATV) segment, we develop products and solutions for classical applications while also actively shaping the keystone trends that define the industry such as electromobility and autonomous driving. Core applications: powertrain, ADAS, comfort electronics, security, infotainment.

In the **Industrial Power Control** (IPC) segment, we specialize in the efficient conversion of electric energy along the entire supply chain. Main applications: solar and wind, energy storage, industrial applications, traction, robotics, charging stations.

In the **Power & Sensor Systems** (PSS) segment, we focus on power semiconductors for power supplies, smart sensitivity as well as components for cellular infrastructure and mobile devices. Main applications: BLDC motors, charging stations, lighting systems, power management, IoT, high-reliability applications.

The **Connected Secure Systems** (CSS) segment specializes in hardware-based IT security solutions. CSS is also responsible for connectivity solutions as well as all non-automotive microcontrollers. Main applications: Authentication, governmental IDs, payment systems, mobile devices, consumer electronics, IoT.

### Target Operating Model (average-cycle targets)

**9%+**

Revenue Growth

**19%**

Segment Result Margin

**13%**

Investment-to-Sales Ratio

### Market Position

Automotive



# 1

Power



# 1

Security ICs



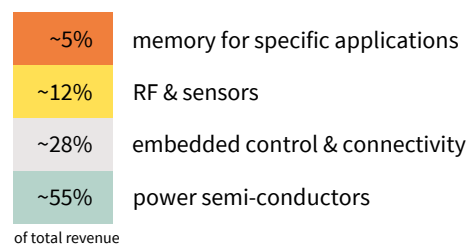
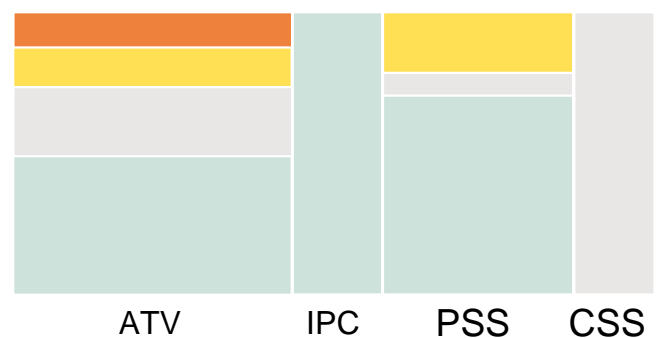
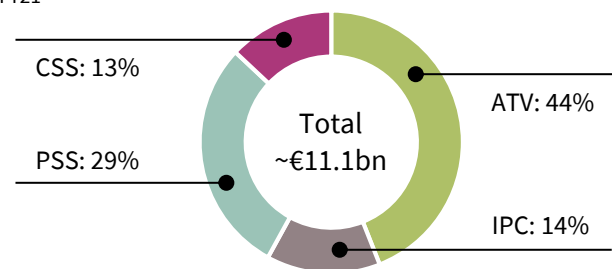
# 1

See also [www.infineon.com/cms/en/about-infineon/investor/](http://www.infineon.com/cms/en/about-infineon/investor/)

### Revenue distribution

(by segment and product category)

FY21



# Infineon at a Glance

Investor Fact Sheet - Q2 FY22

## Sustainability at Infineon



Listed in the Sustainability Yearbook since 2011



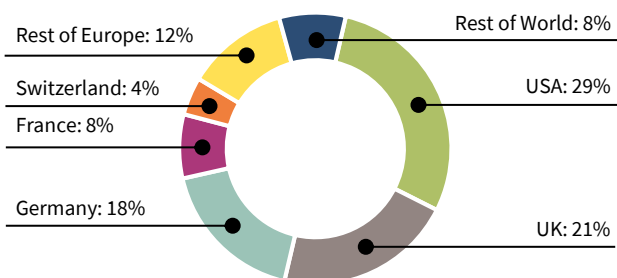
Listed in the DJSI since 2010



Rated as top ESG performer in January 2022

See also [www.infineon.com/cms/en/about-infineon/sustainability/](http://www.infineon.com/cms/en/about-infineon/sustainability/)

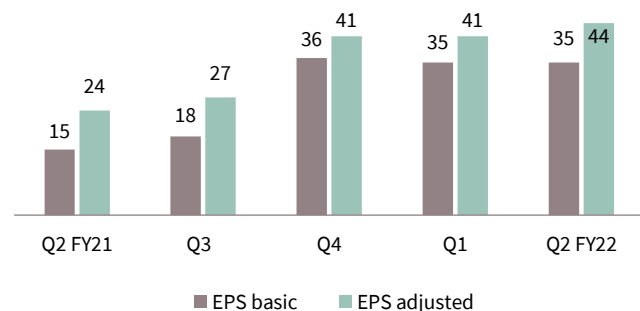
## Inst. Shareholder Structure (by region, 30 Sep 2021)



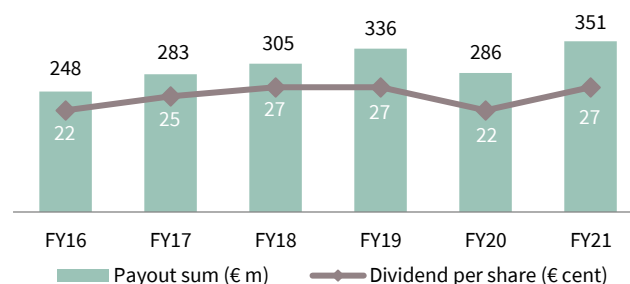
## Infineon Stock & Financial Data (31 Dec 2021)

Ticker symbol	IFX (share), IFNNY (ADS)
Stock exchange listings	FSE, OTCQX
ISIN / WKN	DE0006231004 / 623100
Share capital	€2,611,842,274
Shares issued	1,305,921,137
Own shares	4,545,602
52-week high / low	€43.46 / €26.49 (Xetra)
Market cap	€40.323 billions

## Earnings-per-share development (€ cent, diluted)



## Dividend Development



## Relative Share Price Performance

(01 Apr 2021 – 31 Mar 2022)



## Key Financials

€ millions	Q2 FY22	FY21	FY20
Revenue	3,298	11,060	8,567
Segment result	761	2,072	1,170
SR margin	23.1%	18.7%	13.7%
Free cash flow	120	1,574	911
RoCE	12.3%	8.4%	3.0%

See also [www.infineon.com/cms/en/about-infineon/investor/](http://www.infineon.com/cms/en/about-infineon/investor/)

## Outlook

**~€3.4bn**      **€13.5bn**  
**+/- €500m**

Q3 FY22 revenue expectation      FY22 revenue expectation

**~21%**      **> 22%**  
 Q3 FY22 SR margin      FY22 SR margin

## Investor Contact

Infineon Technologies AG  
 Am Campeon 1-15, 85579 Neubiberg  
 Investor Hotline: +49 89 234 26655  
 Mail: [investor.relations@infineon.com](mailto:investor.relations@infineon.com)