



AURIX™ TC3xx Motor Control Application Kit

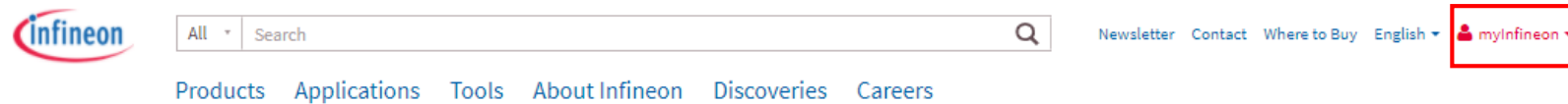
Access to documentation and source code using Infineon Developer Center Launcher



How to gain access to the documentation and source code?

The documentation and source code for Infineon's AURIX TC3xx Motor Control Application Kit can be downloaded through Infineon's "Infineon Developer Center Launcher" application. In order to have access to the content, the following steps should be considered:

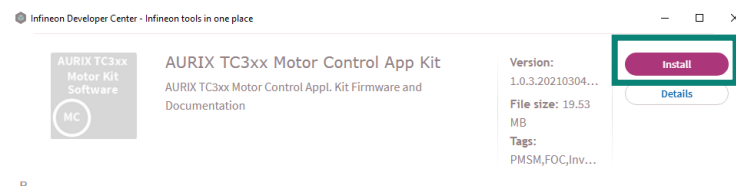
1. Register for a **myInfineon** account using the menu showed below:



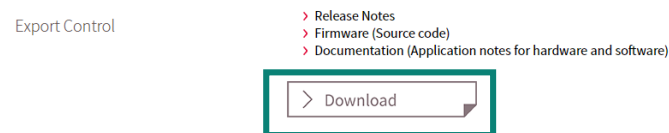
2. Since the documentation and source code for AURIX TC3xx Motor Control Application Kit are subject to Export control regulations, user must request access by clicking on the **My Cases** link in drop down menu (instructions are provided [here](#))
3. Once the access has been confirmed by our technical team, install Infineon Developer Center Launcher by following the instructions provided in the following link: [Infineon Developer Center Launcher](#)
4. Launch Infineon Developer Center Launcher from Start Menu and log in using your **myInfineon** credentials

How to gain access to the documentation and source code?

5. Go to the tab “Manage tools” , search for the tool “AURIX TC3xx Motor Control Application Kit” and click on the button Install as displayed below



6. Back to the tab my tools, the AURIX TC3xx Motor Control Appl. Kit tool should be now visible and can be accessed by clicking on the button start
7. Once in the AURIX TC3xx Motor Control Appl. Kit tool main page, click in the button “download” to download the installation executable



8. Locate the installer executable, double-click and follow the installation instructions

