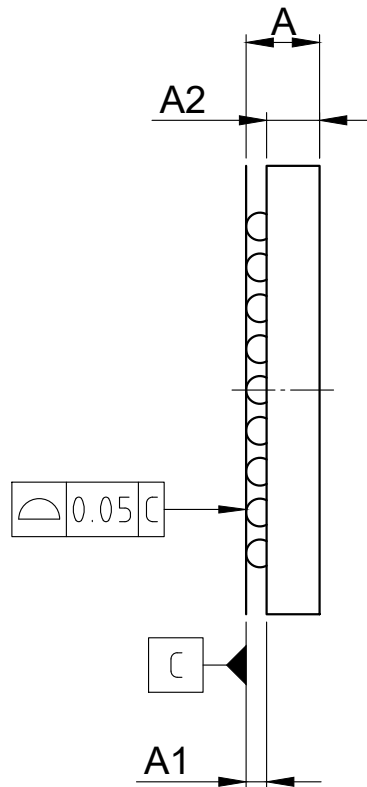
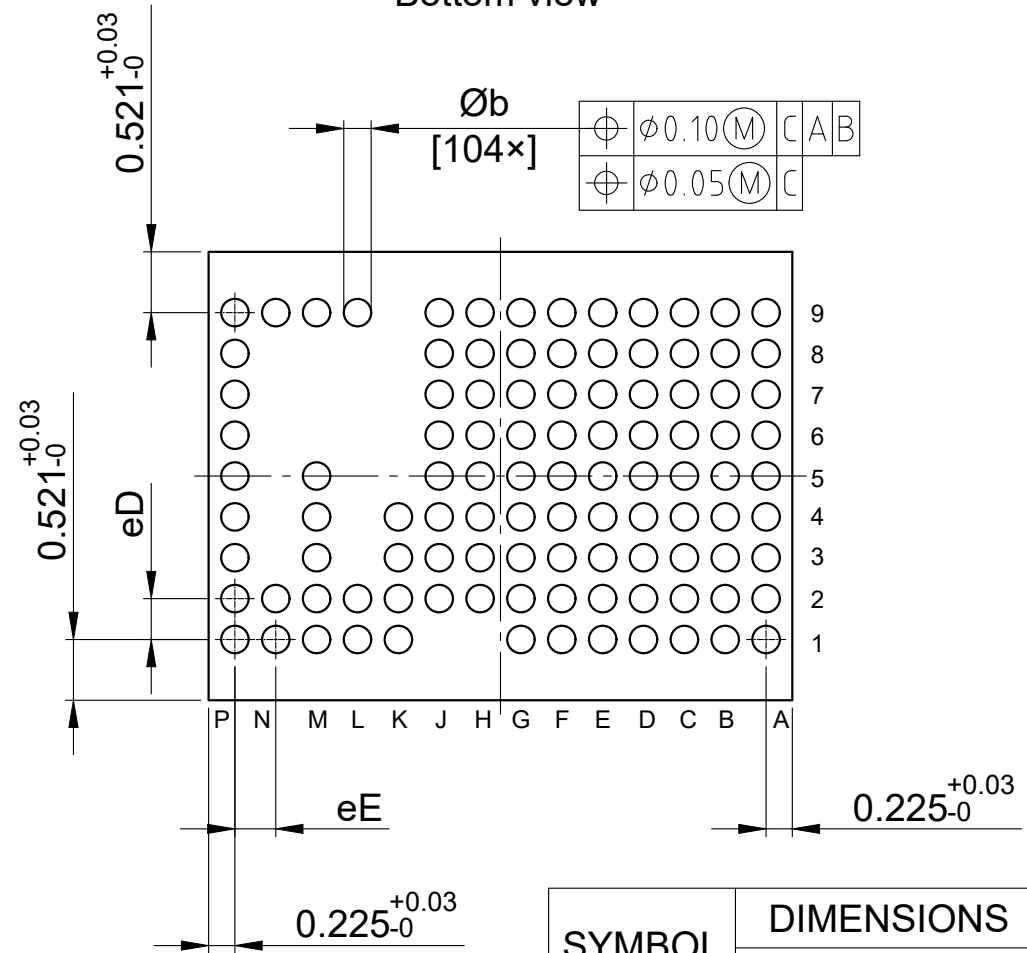


Pin1 marking

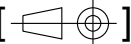


Bottom view



SYMBOL	DIMENSIONS		
	MIN.	NOM.	MAX.
A	0.560	0.605	0.650
A1	0.165	0.185	0.205
A2	0.395	0.420	0.445
D	3.791	3.841	3.891
E	4.95	5.00	5.05
Øb	0.205	0.235	0.265
eD	0.335	0.350	0.365
eE	0.335	0.350	0.365

All dimensions are in units mm

The drawing is in compliance with ISO 128-30, Projection Method 1 []