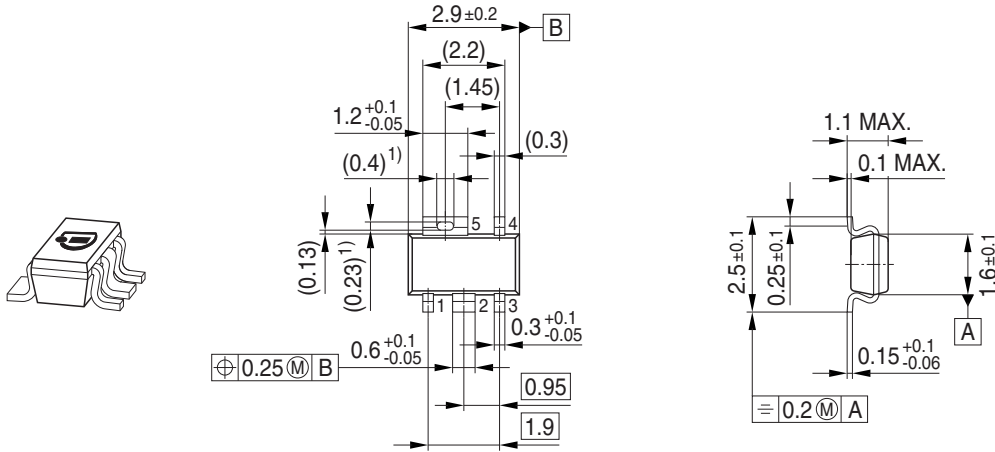


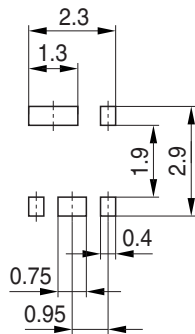
## Package Outline



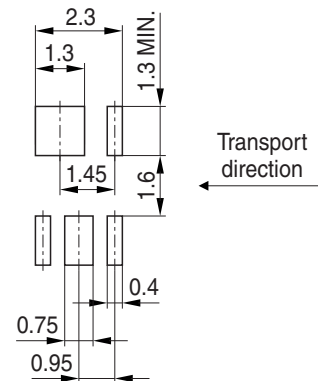
1) Contour of slot depends on profile of gull-wing lead form

## Foot Print


Soldering Type: Reflow Soldering



Soldering Type: Wave Soldering



## Marking Layout



## Tape and Reel

Reel  $\varnothing$ 180 mm: 3.000 Pieces/Reel  
Reels/Box: 1 x 3.000 = 3.000

Reel  $\varnothing$ 330 mm: 10.000 Pieces/Reel  
Reels/Box: 1 x 10.000 = 10.000

